



## Braun Vista® Split



A clear path for both visibility and access.



The unique feature of the Braun Vista Split series lies within the platform. When not in use the split platform is stowed in parallel to the vehicle's sides, leaving an unobstructed view and good access. The public use lifts are fully automatic in operation and operated by an attendant using the standard handheld control.

### Quick facts

- When stowed, the unique split platform always provides an unobstructed view, access and emergency exit
- Illuminated platform
- Bridging feature simplifies boarding from pavement
- Durable hand-held control box
- New rigid handrails for wheelchair users and standees
- Low tripping hazard and easy loading thanks to lowest lift to vehicle floor threshold available today
- New rigid vertical mechanical In Board barrier (IB) for extra safety and improved bumper clearance
- Raised pump (RP) models facilitates installation and cleaning and general access around the lift
- Designed for side or rear door installation.
- Cycle counter
- EMC test approved
- Type approved
- CE-marked



*Illuminated platform.*



*Unique split platform allows free passage when stowed.*

To guarantee your safety all Autoadapt products are designed and tested according to current directives and standards.

### Specifications

CONSTRUCTION ..... Steel with powder coat finish  
OPERATING TEMPERATURE ..... -30°C to +65°C

#### AUTOADAPT AB

Åkerivägen 7  
S-443 61 Stenkullen  
Sweden

Phone: +46 302 254 00  
E-mail: [info@autoadapt.se](mailto:info@autoadapt.se)  
[www.autoadapt.com](http://www.autoadapt.com)

#### AUTOADAPT UK LTD

Unit 1, Windsor Industrial Estate  
Rupert Street  
Aston, Birmingham B7 4PR, UK

Phone: +44 121 33 35 170  
E-mail: [info@autoadapt.co.uk](mailto:info@autoadapt.co.uk)  
[www.autoadapt.co.uk](http://www.autoadapt.co.uk)

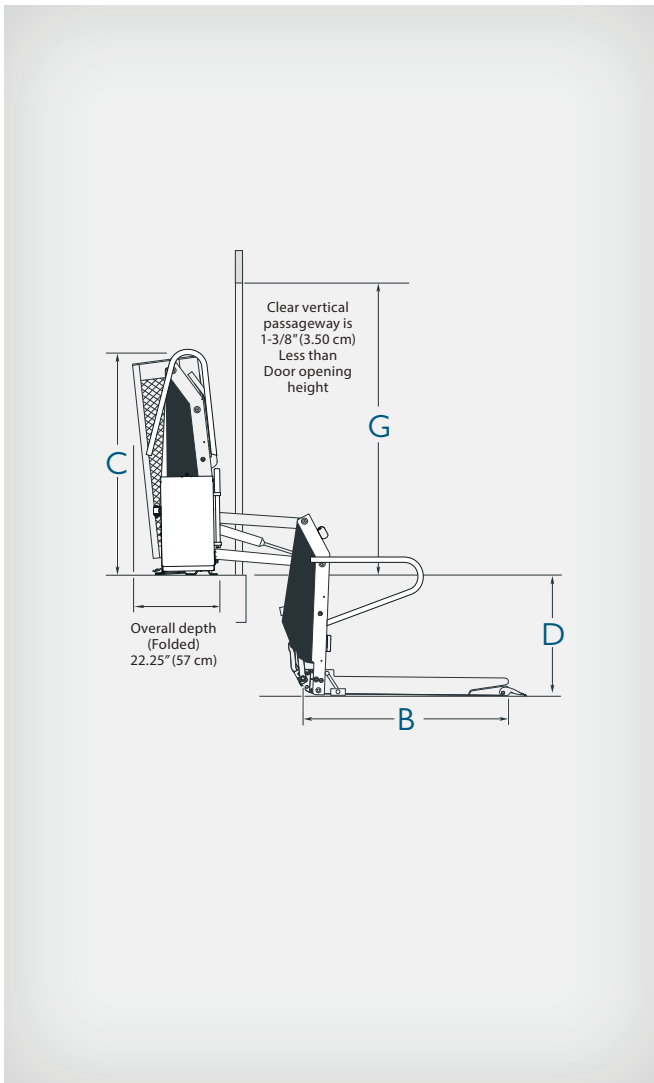




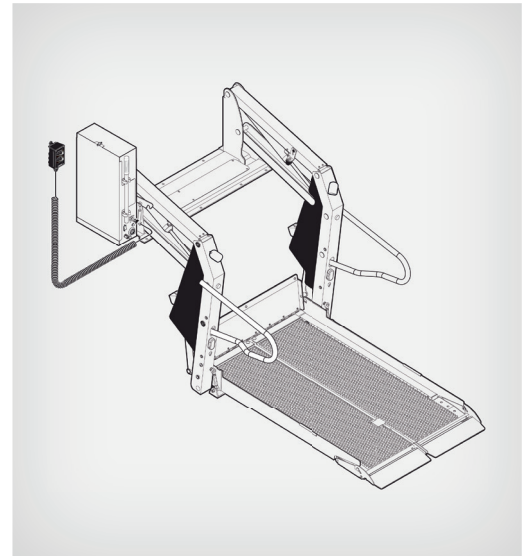
# Braun Vista® Split

## Dimensions

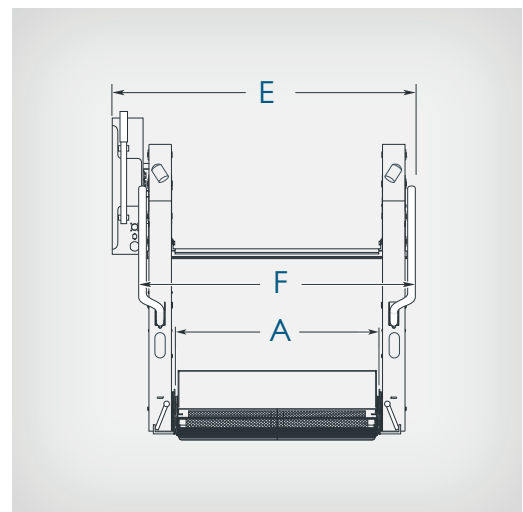
Side view



Side view



Front view



		Power supply		Clear platform width	Clear platform length	Overall lift height	Max floor to ground	Overall lift width	Min clear door opening width	Min clear door opening height	Overall depth	Lifting capacity	Unit weight
		Pump side											
Vista Split				A	B	C	D	E	F	G	H		
700191	Vista VL996IB3042-2 Split	12 V	L*	76	107	121	66	112	100	123	57	363	134
700196	Vista VL998IB3448RP-2 Split	12 V	L	86	121	134	107	123	111	137	57	363	170
700198	Vista VL998IB3452RP-2 Split	12 V	L	86	132	144	107	123	111	147	57	363	173
700199	Vista VL998IB3463RP-2 Split	12 V	L	86	160	172	107	123	111	175	57	363	181